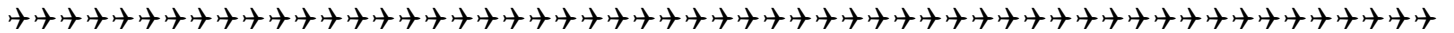




# Squadron News May 2021

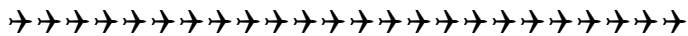
An AMA Gold Club



## Newsletter Editor.

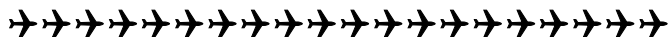
Hello everyone, I'm John Lawyer and I am going to be taking over as the newsletter editor. I will admit I am terrible with names, so if I get your name wrong in the newsletter I apologize beforehand. If I get other facts wrong, I apologize. If you send me an email or hand me a note on any corrections, I will be glad to get it into the next newsletter. Besides, that will help me to take up space in the newsletter also. © You can contact me at [jlawyer41@att.net](mailto:jlawyer41@att.net) or 765-918-7229

I will always be happy to take input from anyone for the newsletter.



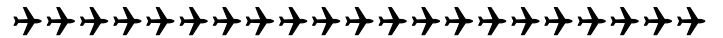
## Upcoming Club Events

- June 2 - Monthly club meeting at the field. 7:30 pm
- July 7 - Monthly club meeting at the field. 7:30 pm
- August 4 - Monthly club meeting at the field. 7:30 pm
- August 14 - Blacksheep RC Modelers 2021 NMAD rc airshow and fly in



## Upcoming Area Events

- June 5 - Bartholomew County RC Club, Columbus, IN 11th Annual Joe Grube Memorial Warbird Fly In. Click [here](#) for event flyer and further information.
- June 10 thru 12 - 2021 EDF Jet Jam, Rosewood RC Flyers, Rosewood, IN
- June 12 - Cubs and Floaty Flyers at Indianapolis RC Modelers, Morristown.
- July 10 - Fly Anything RC at Indianapolis RC Modelers, Morristown.
- July 30 - AMA National Fun Fly and membership meeting, day 1
- August 1 - AMA National Fun Fly day 2



## May 2021 Meeting Minutes

*Recorded by Tom Carlyle, Secretary*

The May 2021 club meeting was held on May 5, 2021 at the flying field. President Rege Hall called the meeting to order at 7:30 PM. Sixteen (16) club members were in attendance.

### President's Report

- No report.

### Vice President's Report

- No report.

### Treasurer's Report

- The various club accounts were reviewed.

### Secretary's Report

- No report.

### Field Marshall's Report

- New drainage tile has been installed on the west end of the runway. It is working but doesn't keep the field completely dry. We are going to add more tile to the east end.
- The field and pits have been fertilized and sprayed for weeds.
- We may schedule a grass patching party later this spring.
- We'll have to see if we need to water the runway later this summer. A lot will depend on how dry it gets.

- If you come out to mow, you MUST CHECK THE OIL before starting it. It is still losing oil. There is also a gas-powered blower in the shed. Please read the starting instructions to use it.

**Safety Coordinator's Report**

- No report.

**New Members/Visitors**

- No visitors present. New member, Steve Haughey talked about his RC history.

**Old Business**

- The Warbird Fly In will be Saturday, October 16, 2021.
- Our NMAD event will be on Saturday, August 14, 2021. We will support HVAF again this year. Several local dignitaries and television personalities are interested in attending.

**New Business**

- We will purchase a raffle prize for the mini-Warbird Fly-In on May 15<sup>th</sup>. This even is intended for members to come out and fly their Warbirds as a warm-up for this Fall's Warbird Fly-in. We'll have a cookout. The event will start around noon.
- Our Club has been named the AMA Club of the Month. There will be an interview of Rege and John on the AMA Podcast.
- We want to have a float fly at Pecar Park in Washington Township. We'll coordinate with Ron Thompson and announce the date.

**Show and Tell**

- No show and tell.

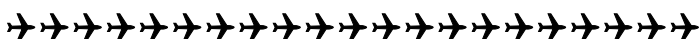
**Raffle**

- No raffle was conducted.

With no further club business, the meeting was adjourned.

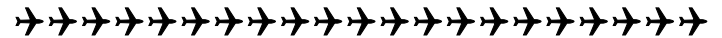
The May club meeting will be held on Wednesday, June 2<sup>nd</sup> at 7:30 PM. Weather permitting, the meeting will be held at the flying field.

One last reminder, please support your local hobby stores. Special thanks go out HobbyTown USA in Castleton for extending a discount to our club for our monthly and year end raffle prizes.



**Field reminders:**

- If you should ever have to call 911 (or order pizza), our address is 178 E. Twin Bridges Rd
- If you are the last one at the field, be sure the clubhouse door is locked and the front gate is locked.
- Fly safe, the AMA safety rules are posted by the door of the clubhouse.
- If flying on 72 mhz, be sure to use the frequency board.
- There are fire extinguishers located just inside the clubhouse door.
- If you see trash or cans lying around, please pick it up. Let's all keep our field beautiful.
- Try not to overflow gas, glow fuel or smoke fluid on the grass, causes bare spots.
- Be cognizant of others.
- **Watch for full scale planes. Avoid any interaction.**
- Please put aluminum cans in the bins that are located in the clubhouse and by the trash cans, we are recycling the cans to help pay for gas for the mowers.



**Message from the President.**

From the President

Wow, time flies, literally, June already! May was a good month, we were the AMA club of the month, a great honor and John and I were featured on the weekly AMA podcast to talk about our club and all the activities we participate. We were able to talk about our HVAF National Model Aviation Day, warbird fly in, Adopt a Highway, Christmas community support and everything else we do as a club. Again, be proud as AMA was very impressed with all we do and enjoy this wonderful hobby.

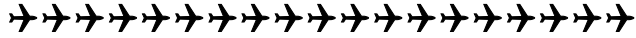
Several events for June, the Bartholomew County RC flyers 11th Annual Warbird Fly In is Saturday the 5th and Indianapolis RC Flyers at Morristown on the 12th host their annual Cubs and Floaty Flyers. This is an event for Cubs and similar planes that tend to "float" in the air. Just a fun day of flying for the more sedate flyer. No, there is no water involved!

Then the EDF Jet Jam at Rosewood on June 10 thru 12. All three events have flyers you can look at details on our Events Calendar page.

We had a nice crowd today at Corsair Field. Lots of flying, good friends and food. Thanks to Warren for manning the grill for burgers and dogs, John Killinger for the wonderful pulled pork and Jaymee Hall for the really tasty blueberry crunch dessert. Nice temperatures, however overcast sky most of the day.

See you at the meeting Wednesday evening at 7:30. Bring a plane, bring a friend. Meeting will be short so everyone can fly!

Rege



## Funnies for the Month

### THE MICROHENRYS



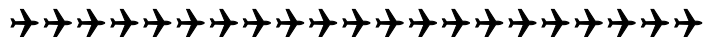


## Academy of Model Aeronautics

# BINGO

First flight before 10 years old	Own a plane over 20 years old	AMA Foundation Donor	Seen an episode of <i>AMA Air</i>	Flown off water or snow
Member for more than 10 years	Attended an AMA event	Flown the AMA Alpha or Beta models	"Like" our Facebook page	Own more than 50 airplanes
AMA number contains "9" digit	Follow us on Instagram @amamodelaviation		Have flown: glow, gas, and electric	Flown Control Line
Subscribed to AMA YouTube channel	Flown in the last 7 days	Competed in or watched Nats event	Stayed over 8 hours at the flying field	Have visited our website: <a href="http://modelaircraft.org">modelaircraft.org</a>
Trained a new pilot	Subscribed to AMA Podcast	Attended a Swap Meet	AMA number starts with "L"	Have visited the National Model Aviation Museum

[modelaircraft.org](http://modelaircraft.org)



## Tips and Tricks

From Model Airplane News.




## MAKING THE CUT




Straightedge rulers tend to slide when you run a knife along them to strip balsa or make cuts in covering. To help guide your blade with more authority, try using an office supply cork-backed stainless steel ruler. The cork will grip slippery surfaces and create a straight cut on your balsa or covering. The cool thing is that the ruler will flex and follow the contour of a wing or fuselages. The cork-backed ruler can also be used for making panel lines on your plane because of its flexibility and straight edge.

## HEX-WRENCH HOLDER



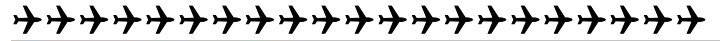
Keeping track of your hex wrenches or ball drivers can sometimes be a headache. You can spend some time looking for the size you need, and how would you know if one was missing? Take a short length of 2x4 and drill holes large enough to stand each driver or wrench in it. Now you can easily find the one I need, and if any are missing, you'll know right away.

HOME FOR YOUR BOLTS



Here is an easy way to make sure you have your Allen bolt for attaching your canopy to your fuselage when you get to the field. Just make this handy bracket to hold your bolts inside the

aircraft. The bracket is cut from plastic corner molding or aluminum angle iron. Cut a piece about 2-3 inches long and drill four holes into it for the bolts to hang in place. Epoxy or screw the bracket somewhere out of the way inside the fuselage. Now when you pull you bolts out of the canopy, just slide them into the brackets and they'll be there the next time you are ready to assemble the plane.



## SCHEDULE

### JUNE

- June 16-19 | Radio Control & Control Line Scale
- June 16-19 | Radio Control Scale Aerobatics
- June 20-25 | Radio Control Pylon Racing
- June 20-26 | Control Line (Navy Carrier, Precision Aerobatics, Racing, Combat, Speed)
- June 20-22 | Radio Control Combat

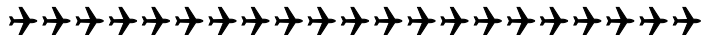
### JULY

- July 20-24 | Radio Control Aerobatics (Pattern)
- July 20-23 | Indoor Free Flight – Pontiac MI
- July 25-29 | Outdoor Free Flight

### AUGUST

- August 1-4 | Radio Control Helicopter
- August 21-29 | Radio Control Soaring





## From Scott Black

Arrows Viper 50mm EDF PNP (AH012P) -  
HOBBY ZONE

These are the little viper jets. John, I flew mine at the field tonight. Looks like they are currently out of stock. A buddy up in Noblesville at the NEST club told me about them. He was right, they are a blast especially for the price.

I thought the decals made it look cheap and toy like. so I carefully pulled them off and painted mine with a brush and some acrylic. I made the logo on my computer if anybody wants a copy.

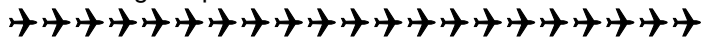
Scott







These are great pictures. Thanks Scott.



by John Lawyer

*\*\*\* Till next month may all your landings be  
wheels down. \*\*\**

***P.S. Pictures of your latest bird or  
project are always welcome.. 😊***